

Amherst County Building Inspections
 P. O. Box 390, Amherst VA 24521
 Phone: 434-946-9302,
 Fax 434-946-9370
 www.countyofamherst.com

DECK WORKSHEET

Dimensions:

Length: _____

Width: _____

Footings:

Size: _____"X_____ "X_____ "

Depth Below Grade: _____ "

Post/Piers:

Size: _____"X_____ "

Height: _____

Spacing: _____

Girder/Beams:

Size: (____) _____"X_____ "

Clear Span: _____

Cantilever: _____

Joists:

Size: _____"X_____ "

Spacing: _____"O.C.

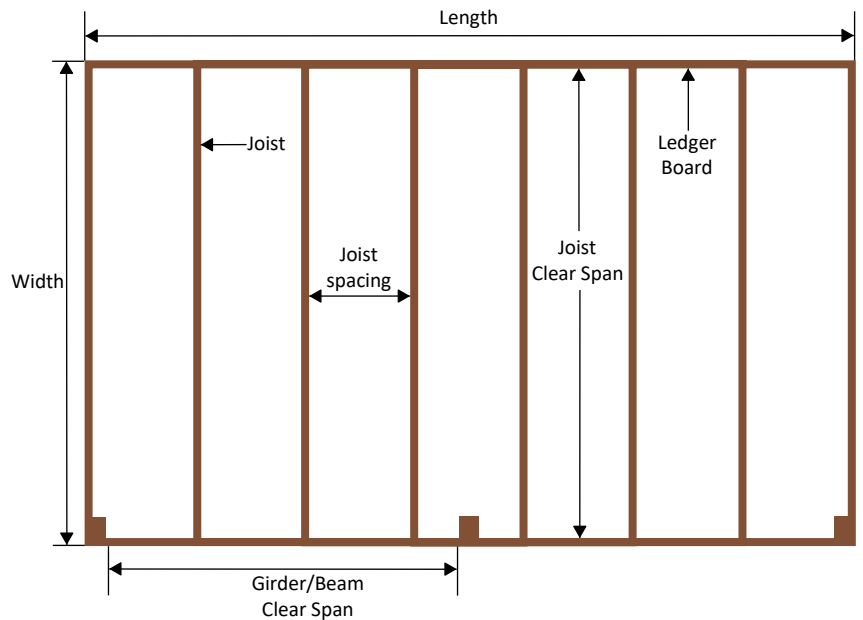
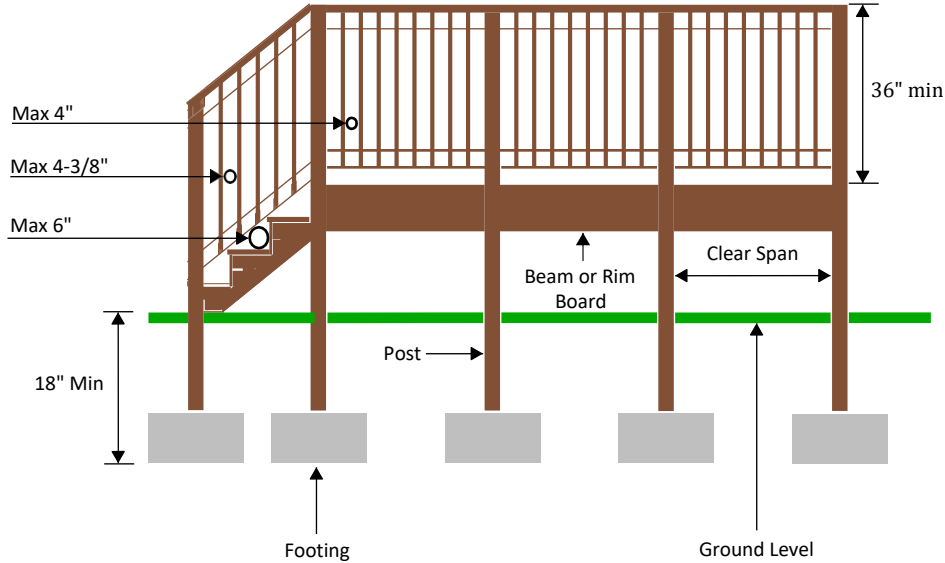
Clear Span: _____

Cantilever: _____

Decking Boards:

Size: _____"X_____ "

Direction: Perpendicular Diagonal




Anchor Bolt Spacing:

_____ "O.C.

Freestanding:

Yes No



Amherst County Building Inspections
 P. O. Box 390, Amherst VA 24521
 Phone: 434-946-9302,
 Fax 434-946-9370
 www.countyofamherst.com

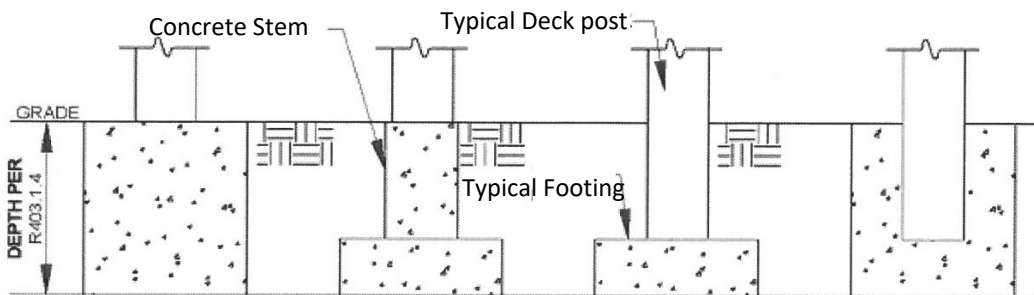
DECK WORKSHEET CONTINUED

Decking: Please select the type and spacing of decking boards.

Material Type and Nominal Size	Maximum On-Center Joist Spacing	
	Perpendicular to Joist	Diagonal to Joist
1 ¼ inch-thick wood	16 inches	12 inches
2-inch-thick wood	24 inches	16 inches
Plastic composite	In accordance with Section R507.3	In accordance with Section R507.3


Footing to be on suitable soil
 18" below final grade, 18" wide
 and 8" thick minimum.

Deck Footing Options: Please select the footing type.



Date: _____

Signature: _____




Amherst County Building Inspections
P. O. Box 390, Amherst VA 24521
Phone: 434-946-9302,
Fax 434-946-9370
www.countyofamherst.com

Joist Spans

SPECIES	SIZE	Spacing of deck joists with NO cantilever (inches).			Spacing of deck joists WITH cantilevers (inches)		
		12	16	24	12	16	24
Southern Pine	2x6	9-11	9-0	7-7	6-8	6-8	6-8
	2x8	13-1	11-0	9-8	10-1	10-1	9-8
	2x10	16-2	14-0	11-5	14-6	14-0	11-5
	2x12	18-0	16-6	13-6	18-0	16-6	13-6
Douglas fir-larch, Hem-fir, Spruce-pine-fir	2x6	9-6	8-8	7-2	6-3	6-3	6-3
	2x8	12-6	11-1	9-1	9-5	9-5	9-1
	2x10	15-8	13-7	11-1	13-7	13-7	11-1
	2x12	18-0	15-9	12-10	18-0	15-9	12-10
Redwood, Western Cedars, Ponderosa Pine, Red Pine	2x6	8-10	8-0	7-0	5-7	5-7	5-7
	2x8	11-8	10-7	8-8	8-6	8-6	8-6
	2x10	14-11	13-0	10-7	12-3	12-3	10-7
	2x12	17-5	15-1	12-4	16-5	15-1	12-4

Bearing Breams or Bands

SPECIES	SIZE	Deck joist span less than or equal to: (feet)						
		6	8	10	12	14	16	18
Southern Pine	2-2x6	6-11	5-11	5-4	4-10	4-6	4-3	4-0
	2-2x8	8-9	7-7	6-9	6-2	5-9	5-4	5-0
	2-2x10	10-4	9-10	8-0	7-4	6-9	6-4	6-0
	2-2x12	12-2	10-7	9-5	8-7	8-0	7-6	7-0
	3-2x6	8-2	7-5	6-8	6-1	5-8	5-3	5-0
	3-2x8	10-10	9-6	8-6	7-9	7-2	6-8	6-4
	3-2x10	13-0	11-3	10-0	9-2	8-6	7-11	7-6
3-2x12	15-3	13-3	11-10	10-9	10-0	9-4	8-10	
Douglas fir-larch, Hem-fir, Spruce-pine-fir, Redwood, Western Cedars, Ponderosa Pine, Red Pine	3x6 or 2-2x6	5-5	4-8	4-2	3-10	3-6	3-1	2-9
	3x8 or 2-2x6	6-10	5-11	5-4	4-10	4-6	4-1	3-8
	3x10 or 2-2x10	8-4	7-3	6-6	5-11	5-6	5-1	4-8
	3x12 or 2-2x12	9-8	8-5	7-6	6-10	6-4	5-11	5-7
	4x6	6-5	5-6	4-11	4-6	4-2	3-11	3-8
	4x8	8-5	7-3	6-6	5-11	5-6	5-2	4-10
	4x10	9-11	8-7	7-8	7-0	6-6	6-1	5-8
	4x12	11-5	9-11	8-10	8-1	7-6	7-0	5-7
	3-2x6	7-4	6-8	6-0	5-6	5-1	4-9	4-6
	3-2x8	9-8	8-6	7-7	6-11	6-5	6-0	5-8
	3-2x10	10-0	10-5	9-4	8-6	7-10	7-4	6-11
	3-2x12	13-11	12-1	10-9	9-10	9-1	8-6	8-1



Amherst County Building Inspections
 P. O. Box 390, Amherst VA 24521
 Phone: 434-946-9302,
 Fax 434-946-9370
 www.countyofamherst.com

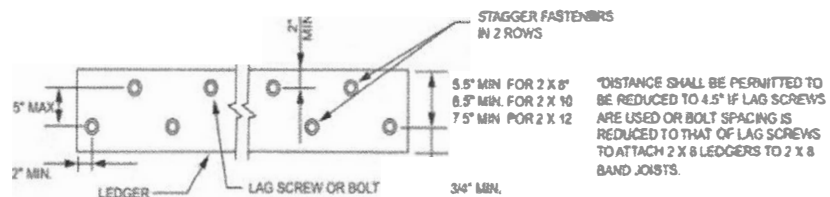
For your information:

Bolting:

Ledger bands must be bolted through the house band or the deck must be self-supporting.

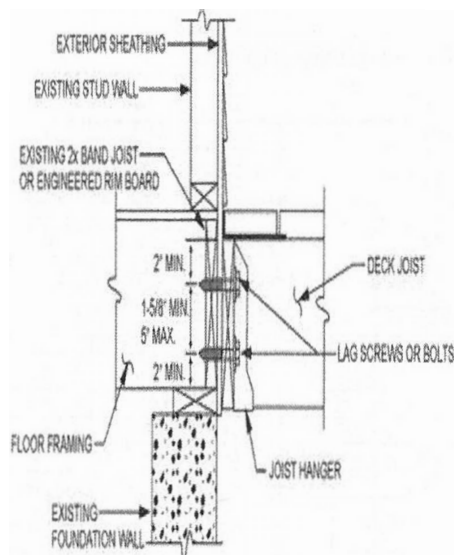
Manufactured (mobile) home decks must also be self-supporting.

MINIMUM END AND EDGE DISTANCES AND SPACING BETWEEN ROWS				
	TOP EDGE	BOTTOM EDGE	ENDS	ROW SPACING
Ledger ^a	2 inches ^d	$\frac{3}{4}$ inch	2 inches ^b	$1\frac{5}{8}$ inches ^b
Band Joist ^c	$\frac{3}{4}$ inch	2 inches	2 inches ^b	$1\frac{5}{8}$ inches ^b



For SI: 1 inch = 25.4 mm.

PLACEMENT OF LAG SCREWS AND BOLTS IN LEDGERS



DECK ATTACHMENT FOR LATERAL LOADS

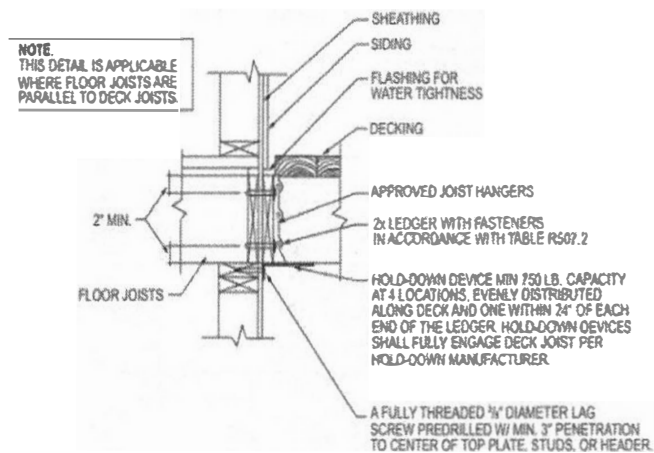

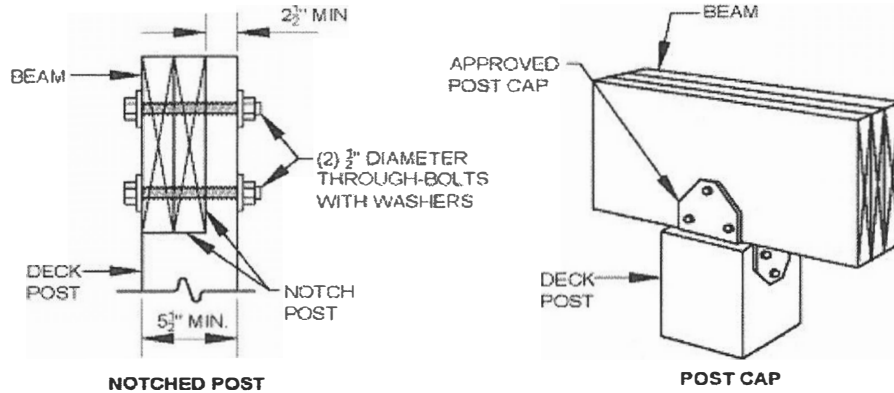


FIGURE R507.2.3(2)
 DECK ATTACHMENT FOR LATERAL LOADS



Amherst County Building Inspections
P. O. Box 390, Amherst VA 24521
Phone: 434-946-9302,
Fax 434-946-9370
www.countyofamherst.com

POST:



Stairs & Rails:

- A minimum 36" deck or landing is required outside each exterior door.
- Deck or landing must be within 8 1/4" of the top of threshold unless the door swings out.
- Guards are required if the deck is over 30" above grade anywhere within 36".
- Guards are required to be a minimum of 36" high.
- Guards must not have an opening greater than 4".
- Guards for stairs must be a minimum of 34" above the front edge (nosing) of the treads.
- Guards for stairs may have no opening greater than 4 3/8" including the riser.
- A handrail is required on one side of stairs if there are 4 or more risers.
- Handrails must be between 34" and 38" from the front edge of the treads.
- Stairs must have a minimum 9" tread and maximum 8 1/4" rise.

THE GENERAL INFORMATION PROVIDED IS BASED ON THE 2015 VIRGINIA RESIDENTIAL CODE SUBJECT TO FIELD INSPECTIONS FOR CODE COMPLIANCE

FOR SPECIFIC CODE QUESTIONS PLEASE CONTACT THE BUILDING OFFICE AT (434) 946-9302